



**SAB** drain  
water drainage systems

# 705 GRANDE CAST IRON GRATED CHANNEL



**The details that make the difference.....**

# CLASS E CAST IRON DRAINAGE CHANNEL

SABDrain 705 Grande heavy duty drainage channel & grates are the largest units available in a 300mm or 500mm width. The drain is equipped with steel support edging to guarantee higher performance for heavy loads and high traffic as well as industrial areas using forklift vehicles. This has a classification of class E rating. This high strength cast iron grate is equipped with 4 point security fixings system to keep it rattle free from vehicular movements and secure from unauthorised access.



Class C



Class D



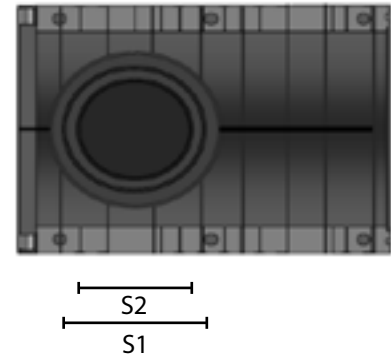
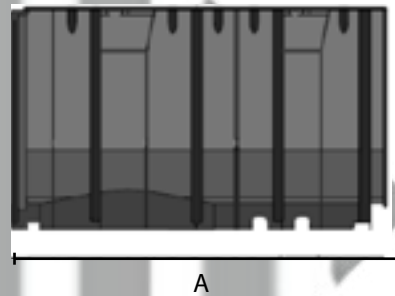
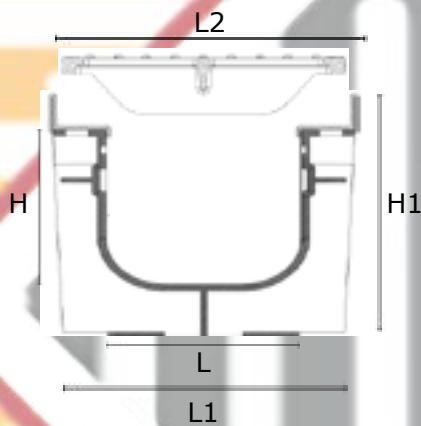
Class E



Anti-Slip



Lockdown



SABDRAIN 705 GRANDE										
CODE	L	H	L1	H1	L2	Drain cm <sup>2</sup>	S1	S2	A	KG
DR705300200	300	200	390	270	376	756	160	200	500	23.4
DR705300300	300	300	390	370	376	756	160	200	500	23.8
DR705500500	500	500	595	560	580	1070	160	200	500	45

