


JUTE MATTING



Landscape Jute Mat is a 100% biodegradable organic fibre staple, constructed into a dense high strength fibre blanket used in the control of soil erosion and the suppression of weed growth. Landscape Jute Mat serves to increase moisture retention in the soil whilst aiding the establishment of long term vegetation stabilisation by protecting the topsoil against erosion by wind and flowing water.



Landscape Jute Mat	
Material	100% Biodegradable Jute Fibre
Standard Size	1.83m x 25m (45.75m ²)
Weight	≥ 800 gsm
Thickness	6.5mm +/- 1mm
Roll Weight	37.0 Kg
Longevity	12 – 18 Month

52 Somerset St Minto NSW 2566
PO Box 5020 Minto NSW 2566
Australia

Telephone: (02) 9603 1499
Facsimile: (02) 9603 4396
Email: civil@confast.net.au

Confast Civil Supplies
CIVIL MINING CONSTRUCTION

JUTE MESH



Jute Soil Saver Mesh is a 100% biodegradable organic woven jute yarn, constructed into a loose 20 x 20mm open weave mesh used as short term soil erosion protection of batters and open swale drains while natural vegetation is being established. Jute Soil Saver Mesh increases moisture retention in the soil whilst aiding and protecting the germination and establishment of native seeds as well as stabilising topsoil against erosion by wind and flowing water.

Jute Soil Saver Mesh	
Material	100% Biodegradable Jute
Standard Size	1.2m x 550m (660m ²)
Weight	≥ 495 gsm
Thickness	5mm +/- 1mm
Roll Weight	327 Kg
Longevity	6 – 12 Months

52 Somerset St Minto NSW 2566
PO Box 5020 Minto NSW 2566
Australia

Telephone: (02) 9603 1499
Facsimile: (02) 9603 4396
Email: civil@confast.net.au

Confast Civil Supplies
CIVIL MINING CONSTRUCTION